



# SIMPLESPEC

## CONVEYOR PIZZA OVEN HOOD MODELS SSA-PIZZA

This is an exhaust only close proximity cap style conveyor oven ventilator specifically designed for maximum capture with minimum exhaust. Canopy is mounted no more than 1" above the oven so that the oven can be rolled in and out for ease of cleaning and service. This model is intended for use with all makes and models of electric and gas conveyor ovens. The SSA-PIZZA is designed as a Type I or Type II hood.

**SHORT FORM SPEC:** Avtec SSA-PIZZA series hood system for use over Conveyor Pizza Ovens. Includes stainless UL 710 Listed Hood, stainless steel filters, and removable grease troughs. Accessories to include auto start temp sensors prewired to connection box, 11"x11" stainless steel duct extension 96" long with welded hanging angles and ceiling trim ring on SSA-PIZZA24040, 30" tall duct enclosure with 4-piece chrome sleeve to cover hanger rod (rod by others) on all other models. Hood system designed for use conveyor pizza ovens, air flow sized to 75 CFM per deck on SSA-PIZZA24040, and 1000 CFM per deck on all other models.

### AVAILABLE MODELS:

SSA-PIZZA24040  
SSA-PIZZA32090  
SSA-PIZZA42098  
SSA-PIZZA42113  
SSA-PIZZA42128


### STANDARD FEATURES:

- All 430 stainless steel construction
- UL Listed baffle style stainless steel grease filters
- 30" tall stainless steel duct enclosure (excludes model SSA-PIZZA24040)
- Chrome sleeve to conceal hanger rod (excludes model SSA-PIZZA24040)
- 96" tall stainless steel duct enclosure (model SSA-PIZZA24040 only)
- IMC 2006 auto start temp sensor fan delay interlock

**SPECIFICATIONS:** A single shell, direct draw cap style ventilator specifically designed to ventilate conveyor ovens. The canopy is constructed of stainless steel on all surfaces and aluminized steel on all non-exposed surfaces. Canopy is to meet NSF standards for construction and UL 710 standards for operation. Hood shall have fluid welded exterior joints and seams. Hood construction shall conform to NFPA 96 standards. All exposed welds are to be ground and polished to match finish requirements. Hanging brackets provided to hang hood no more than 1" above the oven. UL Listed stainless steel baffle style grease filters are located over both the loading and unloading ends of the oven and shall be easily removable for cleaning.

Certifications:  

|               |       |
|---------------|-------|
| PROJECT NAME: |       |
| LOCATION:     |       |
| ITEM NO:      |       |
| QTY:          |       |
| MODEL NO:     |       |
| AIA NO:       |       |
| SIS NO:       |       |
| CSI SECTION:  | 11400 |



Model SSA-PIZZA3290 shown

### ADDITIONAL RESOURCES:

[Request A Quote](#)

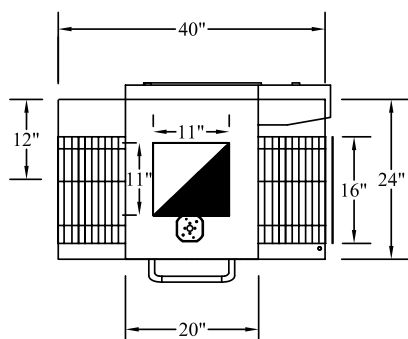
[Product Videos](#)

[Sales Tools](#)

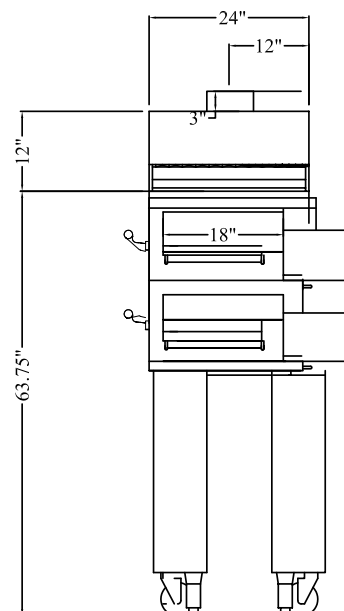
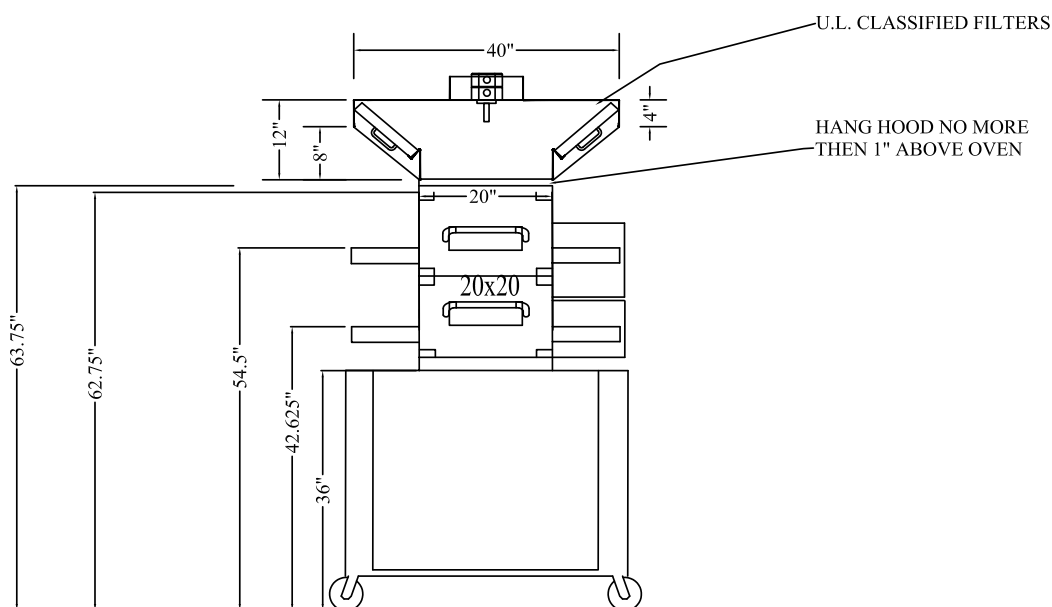
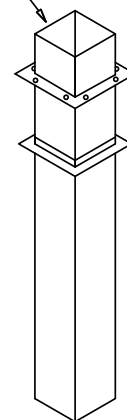
[Find A Rep](#)

SimpleSpec  
SP SHT2003 RevB

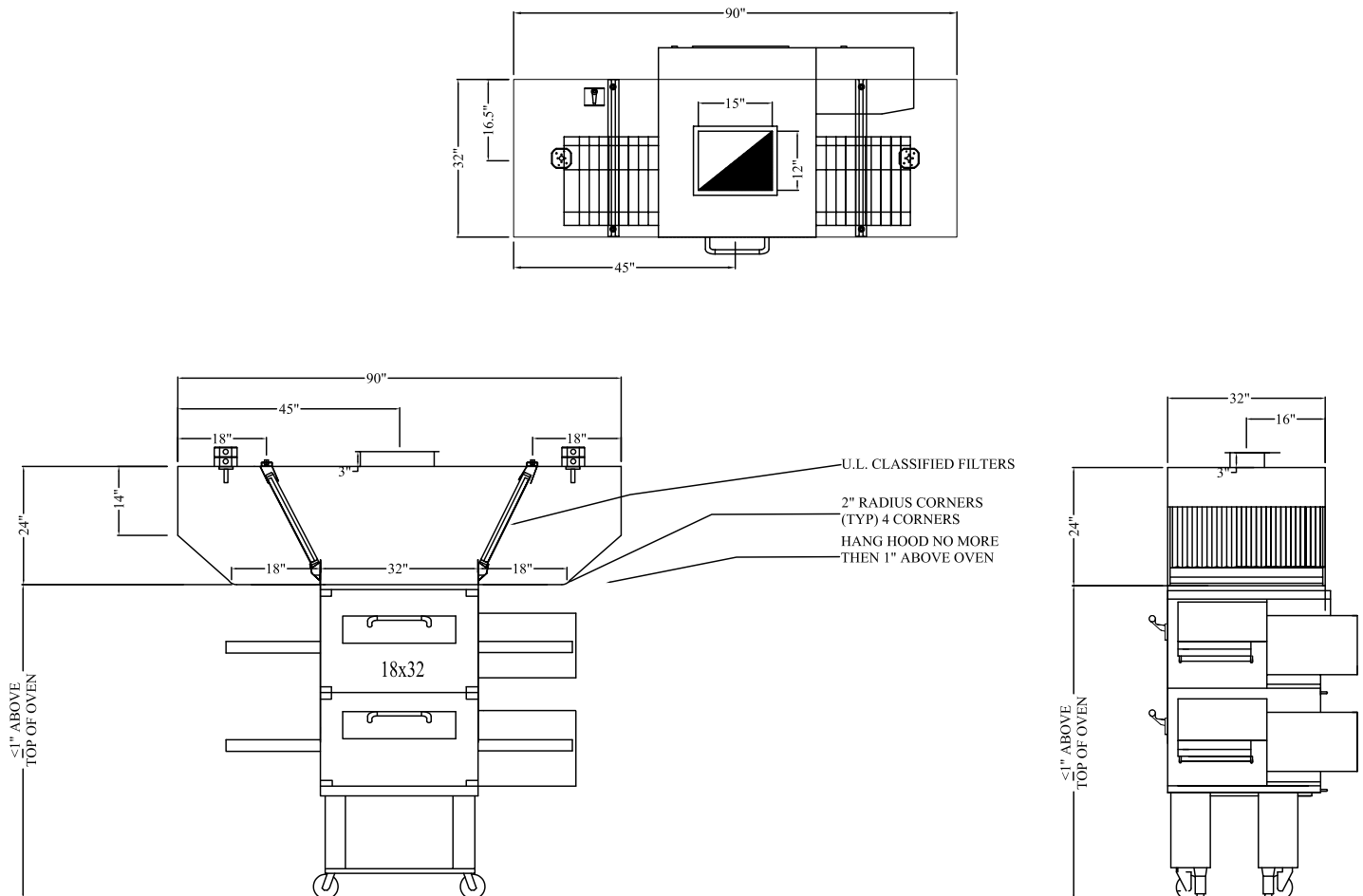
08/23



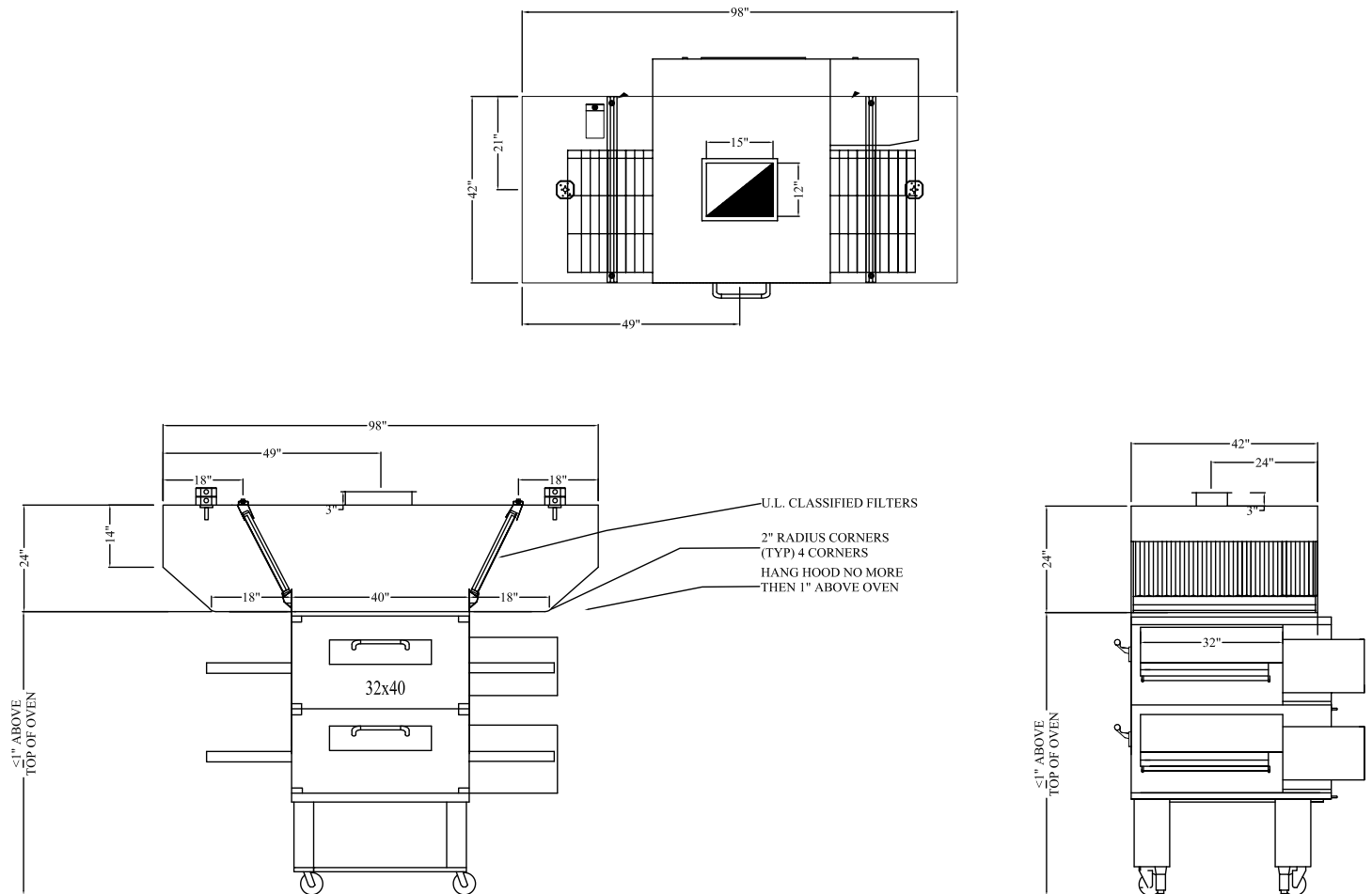
11" x 11" ID x 96" 18 TA S/S DUCT EXTENSION  
WITH PERIMETER CEILING FLANGE  
AND (4) 1-1/2" ANGLE HANGING BRACKETS  
LOCATED 6" FROM TOP OF DUCT, WELDED  
SOLID TO SUPPORT HOOD & DUCT



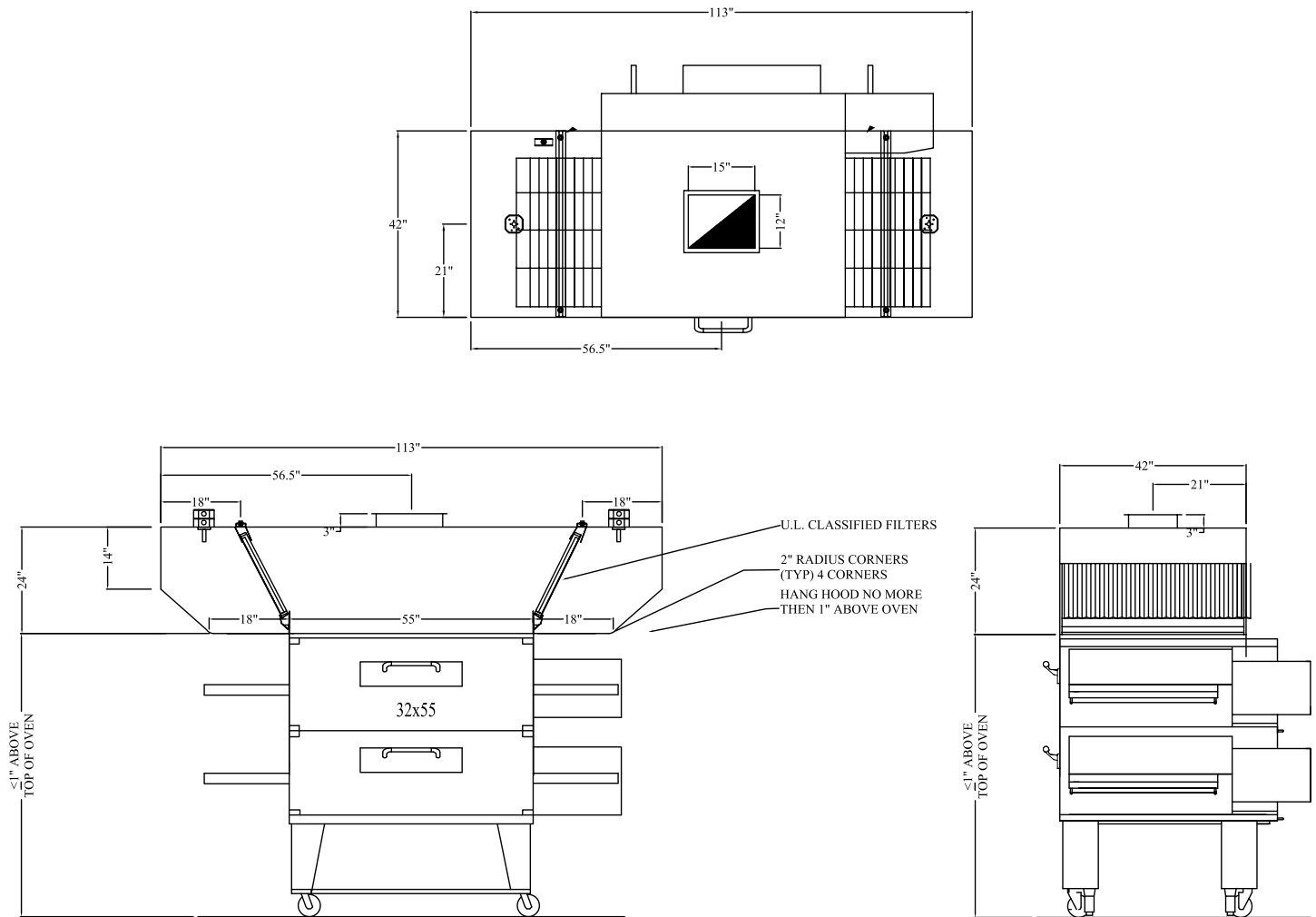
| MODEL          | SIZED FOR OVEN BAKING<br>CHAMBER SIZE |        | HOOD SIZE<br>(L X D X H) | CFM REQUIREMENT |                |                | COLLAR            | SIZED FOR USE OVER MODELS   |
|----------------|---------------------------------------|--------|--------------------------|-----------------|----------------|----------------|-------------------|---|
|                | LENGTH                                | DEPTH  |                          | SINGLE<br>DECK  | DOUBLE<br>DECK | TRIPLE<br>DECK |                   |   |
| SSA-PIZZA24040 | 20"                                   | 20-22" | 40" x 24" x 12"          | 750             | 1500           | -              | (1) 11x11 @ 0.5SP | LINCOLN 1300, DCTI<br>MIDDLEBY MARSHALL PS520<br>OVENTION 2000/2600 |



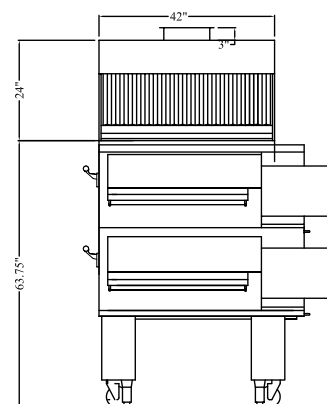
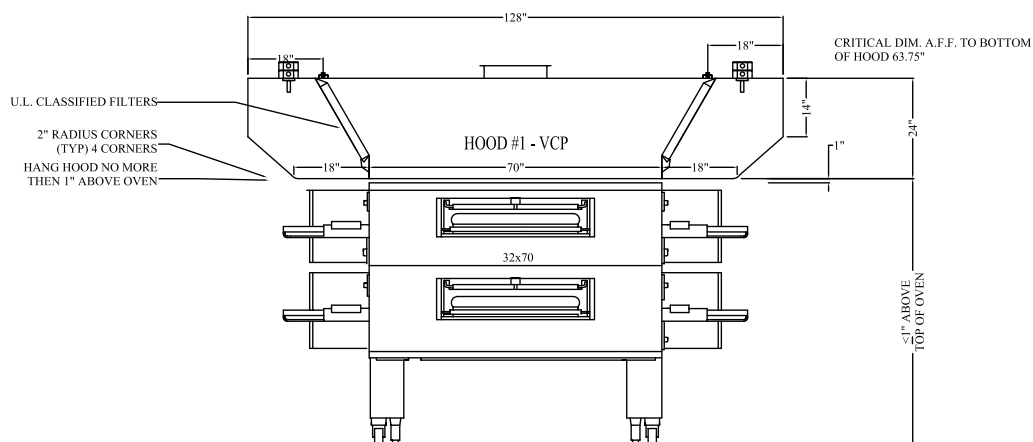
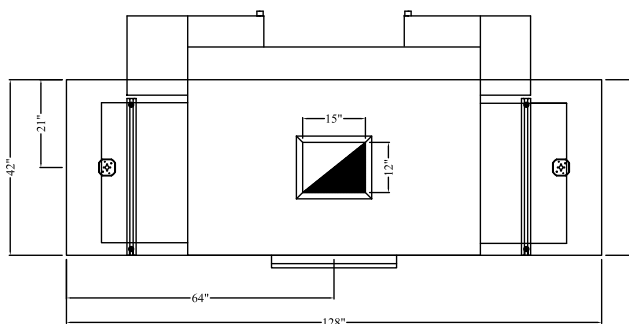
| MODEL                 | SIZED FOR OVEN BAKING CHAMBER SIZE |        | HOOD SIZE<br>(L X D X H) | CFM REQUIREMENT |             |             | COLLAR            | SIZED FOR USE OVER MODELS                                  |
|-----------------------|------------------------------------|--------|--------------------------|-----------------|-------------|-------------|-------------------|--|
|                       | LENGTH                             | DEPTH  |                          | SINGLE DECK     | DOUBLE DECK | TRIPLE DECK |                   |  |
| <b>SSA-PIZZA32090</b> | 32"                                | 18-22" | 90" x 32" x 24"          | 1000            | 2000        | 3000        | (1) 12x15 @ 0.5SP | LINCOLN 1100<br>MIDDLEBY MARSHALL PS629, PS528<br>XLT 1832 |



| MODEL                 | SIZED FOR OVEN BAKING CHAMBER SIZE |        | HOOD SIZE<br>(L X D X H) | CFM REQUIREMENT |             |             | COLLAR            | SIZED FOR USE OVER MODELS  |
|-----------------------|------------------------------------|--------|--------------------------|-----------------|-------------|-------------|-------------------|--|
|                       | LENGTH                             | DEPTH  |                          | SINGLE DECK     | DOUBLE DECK | TRIPLE DECK |                   |  |
| <b>SSA-PIZZA42098</b> | 40"                                | 22-34" | 98" x 42" x 24"          | 1000            | 2000        | 3000        | (1) 12x15 @ 0.5SP | LINCOLN 1400, 1600, 3240<br>MIDDLEBY MARSHALL PS638, PS640, PS536, PS540<br>XLT 2336, 2440, 3240 |



| MODEL          | SIZED FOR OVEN BAKING CHAMBER SIZE |        | HOOD SIZE (L X D X H) | CFM REQUIREMENT |             |             | COLLAR            | SIZED FOR USE OVER MODELS  |
|----------------|------------------------------------|--------|-----------------------|-----------------|-------------|-------------|-------------------|--|
|                | LENGTH                             | DEPTH  |                       | SINGLE DECK     | DOUBLE DECK | TRIPLE DECK |                   |  |
| SSA-PIZZA42113 | 55"                                | 32-38" | 113" x 42" x 24"      | 1000            | 2000        | 3000        | (1) 12x15 @ 0.5SP | LINCOLN 3255<br>MIDDLEBY MARSHALL PS360, PS555<br>XLT 3255, 3855 |



| MODEL          | SIZED FOR OVEN BAKING CHAMBER SIZE |        | HOOD SIZE (L X D X H) | CFM REQUIREMENT |             |             | COLLAR            | SIZED FOR USE OVER MODELS                                 |
|----------------|------------------------------------|--------|-----------------------|-----------------|-------------|-------------|-------------------|---|
|                | LENGTH                             | DEPTH  |                       | SINGLE DECK     | DOUBLE DECK | TRIPLE DECK |                   |   |
| SSA-PIZZA42128 | 70"                                | 32-38" | 128" x 42" x 24"      | 1000            | 2000        | 3000        | (1) 12x15 @ 0.5SP | LINOLN 3270<br>MIDDLEBY MARSHALL PS670, PS570<br>XLT 3870 |