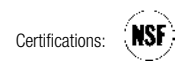




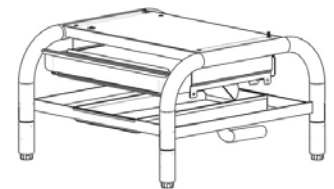
# STEAM JACKETED KETTLES

## KETTLE SUPPORT STAND MODELS TS/10

Stand shall be a Groen Model TS/10 (specify size) stainless steel open leg support stand.



|               |       |
|---------------|-------|
| PROJECT NAME: |       |
| LOCATION:     |       |
| ITEM NO:      |       |
| QTY:          |       |
| MODEL NO:     |       |
| AIA NO:       |       |
| SIS NO:       |       |
| CSI SECTION:  | 11400 |



TS/10S-2 Model Shown

### AVAILABLE MODELS:

#### SUPPORT STAND:

TS/10-1

TS/10-2

TS/10-3

TS/10-4

#### SUPPORT STAND WITH DRAIN DRAWER:

TS/10S-2

TS/10S-3

TS/10S-4

**CONSTRUCTION:** Stainless steel construction with self-draining capabilities when properly equipped. The stand is purposely designed to be used on a table top. Two Stainless steel tubular legs reinforce the plate in which the kettle or braising pan of choice will be mounted on. There is an added stainless steel cross bar below the mounting plate for added structural rigidity. The optional drip drawer can be paired with all stands except the TS/10-1 model. The drawer offers a stainless steel drain pipe and splash guard for cleaning and product dispersal with ease. Bullet style feet can be adjusted if additional height or base leveling is required per application.

**FINISH:** All stand surfaces shall be polished to a uniform No. 3 finish ensuring maximum ease in cleaning and maintaining brilliant appearance.

**SANITATION:** Kettle stand and drain cart stand shall be designed and constructed to meet known health department sanitation codes and will be NSF listed.

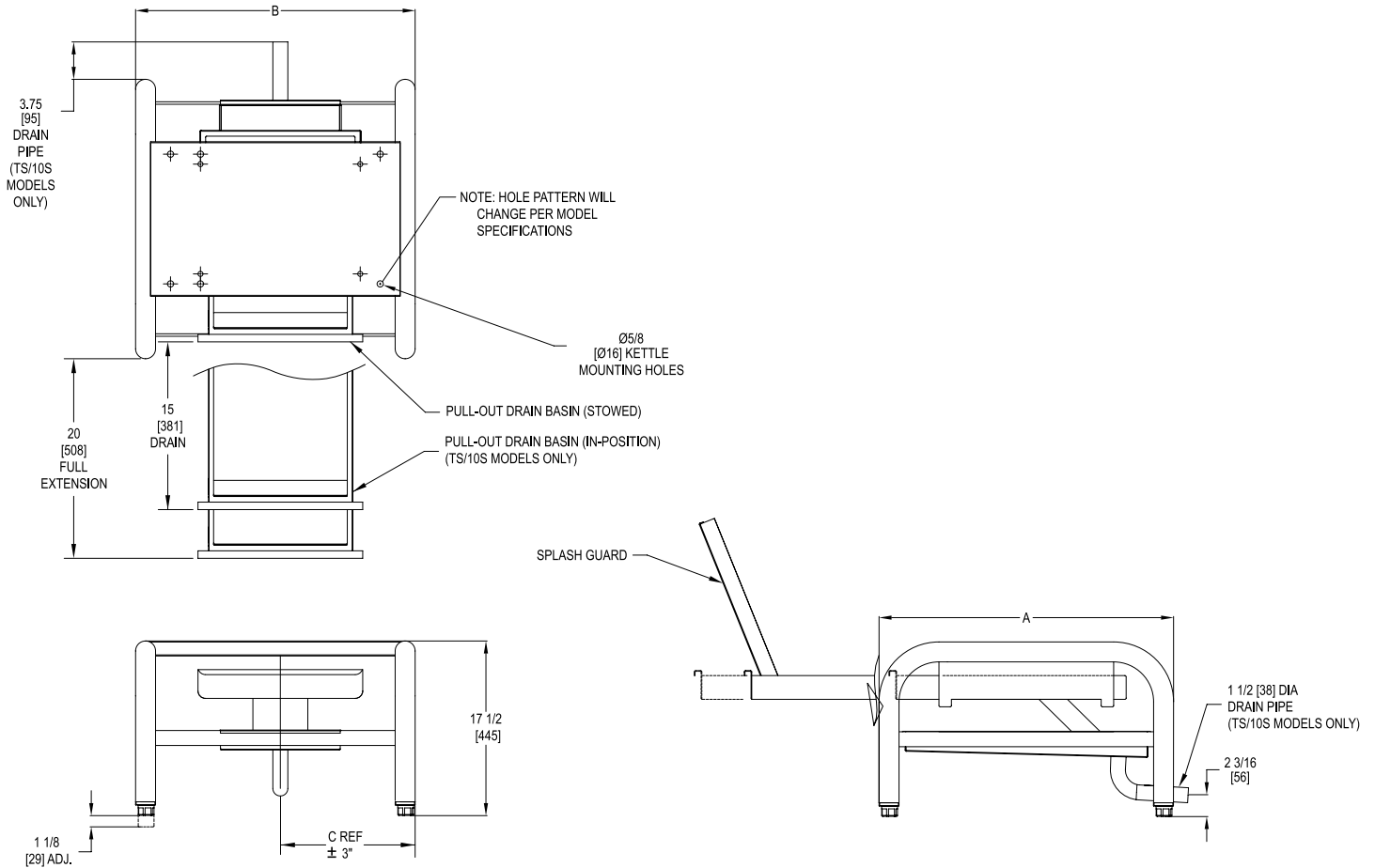
| FOR EQUIPMENT |        | ORDER STAND NO. |        |                |        |
|---------------|--------|-----------------|--------|----------------|--------|
| MODEL         | SIZE   | STAND           |        | STAND W/DRAWER |        |
| TDB/6         | 10 Qt  | TS/10-1         | 174275 | NA             | NA     |
| TDB or TDBC   | 20 Qt  | TS/10-2         | 174131 | TS/10S-2       | 174980 |
| TDB or TDBC   | 40 Qt  | TS/10-2         | 174131 | TS/10S-2       | 174980 |
| TDH or TDHC   | 20 Qt  | TS/10-3         | 174150 | TS/10S-3       | 174981 |
| TDH or TDHC   | 40 Qt  | TS/10-3         | 174150 | TS/10S-3       | 174981 |
| TD/FPC        | 10 Gal | TS/10-3         | 174150 | TS/10S-3       | 174981 |
| TDB/TA/2      | 20 Qt  | TS/10-4         | 174978 | TS/10S-4       | 174982 |
| TDB/TA/3      | 40 Qt  | TS/10-4         | 174978 | TS/10S-4       | 174982 |

### ADDITIONAL RESOURCES:

[Request A Quote](#)

[Sales Tools](#)

[Find A Rep](#)



ROUND LEG TABLE OF DIMENSIONS

| MODEL/ DIM | TS/10-1 |     | TS/10-2 |     | TS/10-3 |      | TS/10-4 |      |
|------------|---------|-----|---------|-----|---------|------|---------|------|
|            | IN      | MM  | IN      | MM  | IN      | MM   | IN      | MM   |
| A          | 29 1/2  | 749 | 30      | 762 | 40 1/2  | 1029 | 45      | 1143 |
| B          | 20 1/2  | 521 | 29 1/2  | 749 | 29 1/2  | 749  | 29 1/2  | 749  |
| C          | N/A     | N/A | 14 1/2  | 368 | 14 1/2  | 368  | 14 1/2  | 368  |