



KETTLES

NON TILT-OUT AGITATOR TILTING KETTLE GAS MODELS DH/INA/2

CapKold Model DH/INA/2, self-contained, high efficiency 360,000 BTU/hr gas fired, steam jacketed kettle, with heavy duty pinned inclined agitator. Electrically driven worm gear tilts kettle body to simplify product loading, kettle cleaning and transfer of non-pumpable products. Agitator assembly tilts with the kettle body. 50 PSI maximum jacket operating pressure, 3" air operated drop down outlet valve and variable speed agitator drive.

AVAILABLE MODELS:

- DH/INA/2-100 (100 GALLON)
- DH/INA/2-125 (125 GALLON)

CONSTRUCTION:

- 50 PSI, ASME Code hemispheric bottom kettle jacket construction and National Board registered
- C.S.A. Design Certified and NSF listed
- High efficiency fin tube gas heat exchanger with 360,000 BTU/hr maximum power input
- Reinforced bar rim and flow control pouring lip
- Electrically driven worm gear tilt of kettle body and agitator assembly for pouring and cleaning
- Electronic ignition
- 3" air operated drop down stainless steel outlet valve mounted flush to kettle bottom
- Type 316 stainless steel kettle interior and all wetted parts, type 304 elsewhere
- 3/4" rim mounted water fill faucet
- Compressed air connection for CapKold Pump/Fill Station (see CKPF/3)
- NSF listed

AGITATOR DESIGN:

- Heavy duty pinned, inclined entry style agitator located 45° to left of center line
- 2 horsepower variable speed agitator drive with precise control from 4-36 RPM
- Agitator assembly tilts with kettle body

CONTROLS:



- Digital product temperature indicator/controller
- Pilot light indicator
- Dual safety agitator start switches
- Variable speed agitator control
- Emergency agitator stop button
- Power ON indicator light
- Kettle body tilt switch and indicator
- Low water (kettle jacket) indicator light
- Pre-set automatic water metering



PROJECT NAME:	
LOCATION:	
ITEM NO:	
QTY:	
MODEL NO:	
AIA NO:	
SIS NO:	
CSI SECTION:	11400



OPTIONS/ACCESSORIES:

- Product temperature chart recorder
- Removable pouring lip mounted product strainer
- Prison package
- Lip Strainer

ADDITIONAL RESOURCES:

[Request A Quote](#)

[Sales Tools](#)

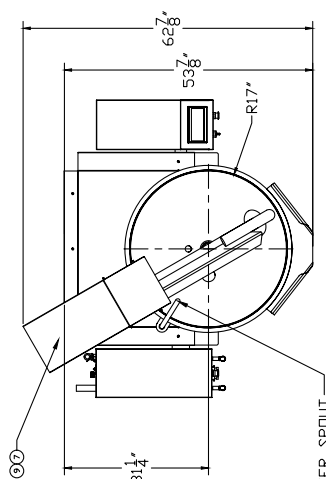
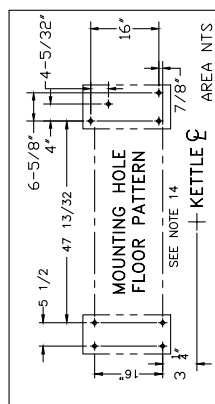
[Find A Rep](#)

INCOMING GAS SUPPLY PRESSURES	
GAS TYPE	MINIMUM MAXIMUM
NATURAL	7" W.C. 14" W.C.
PROPANE	11" W.C. 14" W.C.

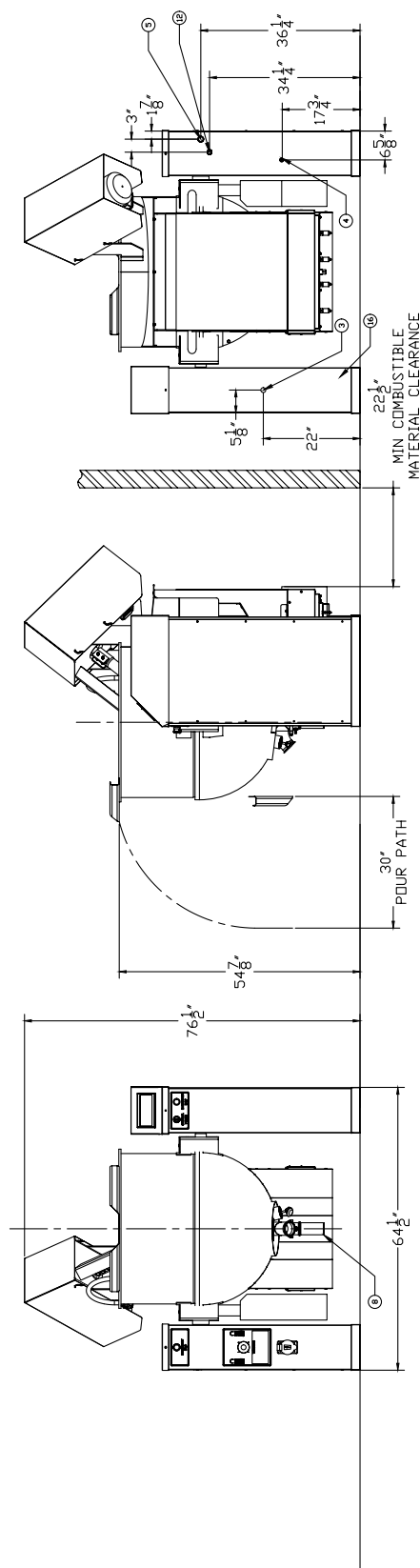
POWER SUPPLY	
VOLTAGE	3 PHASE
208	11 AMPS
240	10 AMPS
480	5 AMPS

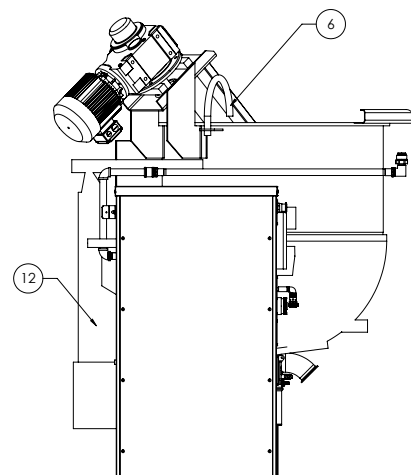
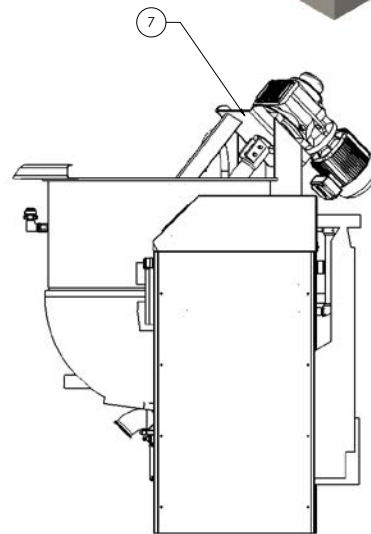
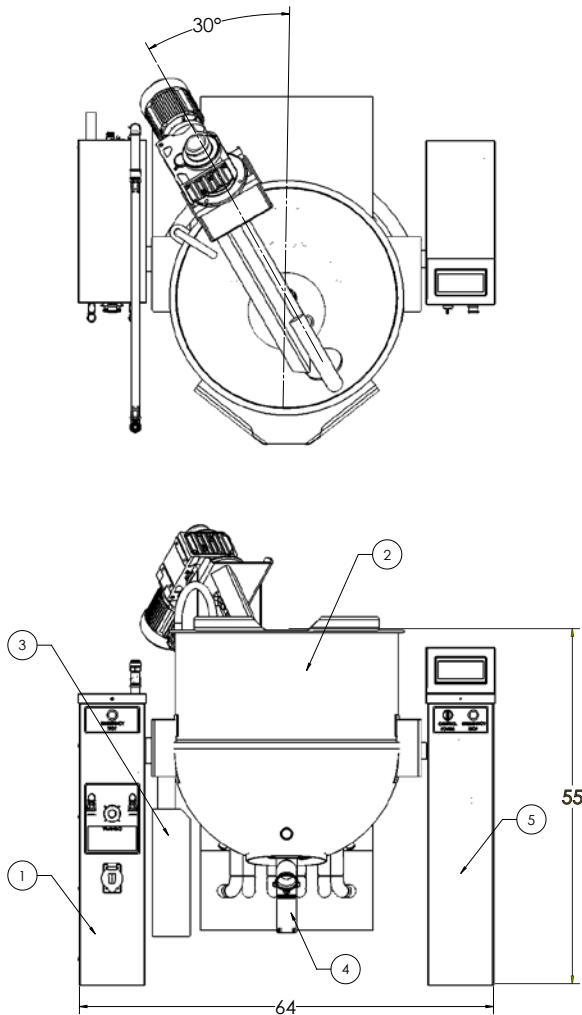
PRODUCT SPECIFICATIONS:

1. DIMENSIONS IN BRACKETS () ARE MM.
2. INPUT RATE: 360.000 BTU/HR
3. ELECTRICAL CONNECTION 1/2" CONDUIT
4. ELECTRICAL SUPPLY VOLTAGE: 208/240/480 VAC
3 PHASE 60 HZ
5. 3/8" NPT AIR SUPPLY: 100 PSI MAX.
6. 1" NPT GAS SUPPLY
7. 50 PSI ASME APPROVED
8. 3" AIR ACTUATED BOOM DROP DOWN VALVE
9. 2" H.P. VARIABLE SPEED AGITATOR MOTOR
10. ELECTRIC MOTOR DRIVEN POWER TILT FEATURE
11. APPROX. SHIPPING WEIGHT: 17500 LBS
12. COLD WATER SUPPLY - 3/4" HOSE CONNECTION
0.34 GPM @ 30 PSI
(SUPPLY 30 PSI MIN. & 60 PSI MAX.)
13. 24" SERVICE CLEARANCE REQUIRED
14. UNIT MUST BE MOUNTED ON NON-COMBUSTIBLE
FLOORING AND SEALED AT BASE
WITH CAULKING.
15. 42" DRAIN RECOMMENDED
16. RECOMMENDED LOCATION FOR ACCESS TO
4-20 MA FOOD PROBE OUTPUT ON CONTROLLER.



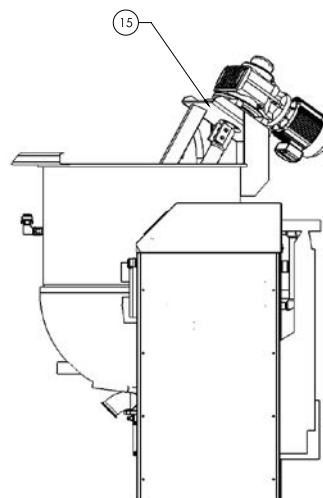
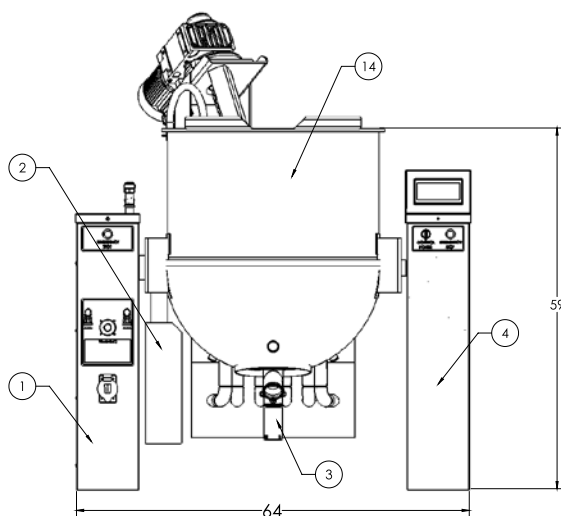
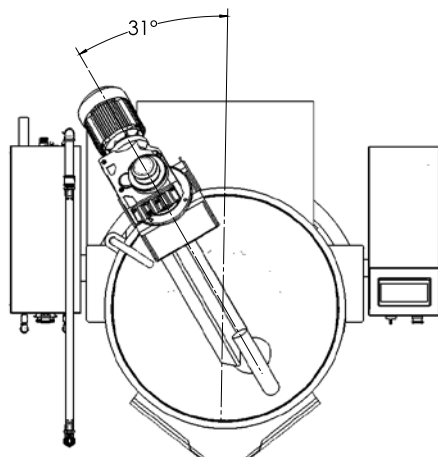
3/4" NPT WATER SPOUT -





ITEM NO.	QTY.	PART NO.	DESCRIPTION
1	1	176025	LEFT STANCHION ASSEMBLY, DH/INA/2-100
2	1	176014	KBA AND TRUNION ASM. DH/INA2-100 PINNED AGITATOR 50PSI
3	1	172378	GAS VALVE PIPING, PRESSURE GAUGE AND BOX ASM. NAT. GAS
4	1	154387	DROP DOWN VALVE ASSY
5	1	176023	RIGHT STANCHION ASSEMBLY, POWER TILT W/AGITATOR, 208/240
6	1	115247	FAUCET BRACKET AND SPOUT ASSY
7	1	176028	AGITATOR ASM, DH/INA2-100, 208/3/60
8	1	149648	BURNER ASM, LOW FIRE, NAT. GAS (NOT SHOWN)
9	1	149649	BURNER ASM, HIGH FIRE, NAT. GAS (NOT SHOWN)
10	1	172394	KETTLE HARDWARE ASM. (NOT SHOWN)
11	1	172395	LABEL ASM, DH-400L (NOT SHOWN)
12	1	149665	FLUE STACK AND COMBUSTION ASSEMBLY
13	1	172477	SCHEMATIC, ELECTRICAL (NOT SHOWN)
14	1	172485	MANUAL, OPERATOR (NOT SHOWN)
15	1	N93071	WRENCH SPANNER (NOT SHOWN)

115211



ITEM NO.	QTY.	PART NO.	DESCRIPTION
1	1	176023	LEFT STANCHION ASSEMBLY, DH/INA/2-100
2	1	172378	GAS VALVE PIPING, PRESSURE GAUGE AND BOX ASM, NAT. GAS
3	1	154387	DROP DOWN VALVE ASSY
4	1	176023	RIGHT STANCHION ASSEMBLY, POWER TILT W/AGITATOR, 208/240
5	1	115247	FAUCET BRACKET AND SPOUT ASSY
6	1	149648	BURNER ASM, LOW FIRE, NAT. GAS (NOT SHOWN)
7	1	149649	BURNER ASM, HIGH FIRE, NAT. GAS (NOT SHOWN)
8	1	172394	KETTLE HARDWARE ASM. (NOT SHOWN)
9	1	172395	LABEL ASM, DH-400L (NOT SHOWN)
10	1	149665	FLUE STACK AND COMBUSTION ASSEMBLY
11	1	172477	SCHEMATIC, ELECTRICAL (NOT SHOWN)
12	1	176302	MANUAL, OPERATOR (NOT SHOWN)
13	1	N93071	WRENCH SPANNER (NOT SHOWN)
14	1	177210	KBA AND TRUNION ASM, DH/INA2-125 PINNED AGITATOR 50PSI
15	1	177212	AGITATOR ASM, DH/INA2-125, 208/3/60, 125 GALLON

